

Tips & Tricks

The path to a personalised closet



gudcina®

WHAT DO YOU WANT TO STORE? CALCULATE YOUR SPACE REQUIREMENTS!

This page includes a wealth of helpful information and advice to assist you in realizing your very own personalized, customer-built gudcina interior system.

It's worth taking a look inside your existing closet to simplify planning of your new one. Carry out a personal inventory, entering the items of clothing you need to store into the corresponding columns. How many meter of clothing rail do you need? Where are the clothes you wear every day? Do you use a lot of drawers or do you prefer to organize your clothes on shelves?

The following information will help you to calculate the space in your closet.

Storage...	unit	width	height	shelf width	shelf depth
...hanging on a clothing rail					
suits / jackets		4 – 8 cm	1 m	≥ 60 cm	≥ 50 cm
dressing gowns / coats		4 – 8 cm	1,50 m	≥ 60 cm	≥ 50 cm
blouses / shirts		4 cm	1 m	≥ 60 cm	≥ 50 cm
pants		5 cm	70 cm	≥ 60 cm	≥ 50 cm
dresses		4 cm	1,60 m	≥ 60 cm	≥ 50 cm
skirt suits / skirts		4 cm	80 cm	≥ 60 cm	≥ 50 cm
short coats		4 – 8 cm	1,20 m	≥ 60 cm	≥ 50 cm
summer jackets		4 – 6 cm	1 m	≥ 60 cm	≥ 50 cm
winter jackets		6 – 8 cm	1 m	≥ 60 cm	≥ 50 cm
...lying or standing on shelves					
bed linen		40 cm	10 cm	≥ 50 cm	≥ 50 cm
towels		45 cm	7 cm	≥ 50 cm	≥ 50 cm
pants		30 cm	3 cm	≥ 40 cm	≥ 50 cm
sweaters / cardigans		30 cm	3 cm	≥ 40 cm	≥ 50 cm
suitcases		90 cm	25 cm	≥ 1 m	≥ 50 cm
T-shirts		24 cm	2,5 cm	≥ 30 cm	≥ 50 cm
1 pair of flat shoes		20 cm	7 cm	≥ 80 cm	≥ 50 cm
ironing board		30 cm	1,50 m	≥ 30 cm	≥ 50 cm
...stored out of sight in drawer inserts					
belts, rolled up		–	–	≥ 44 cm	≥ 56 cm
ties, rolled up		–	–	≥ 44 cm	≥ 56 cm
underwear		–	–	≥ 44 cm	≥ 56 cm
socks		–	–	≥ 44 cm	≥ 56 cm

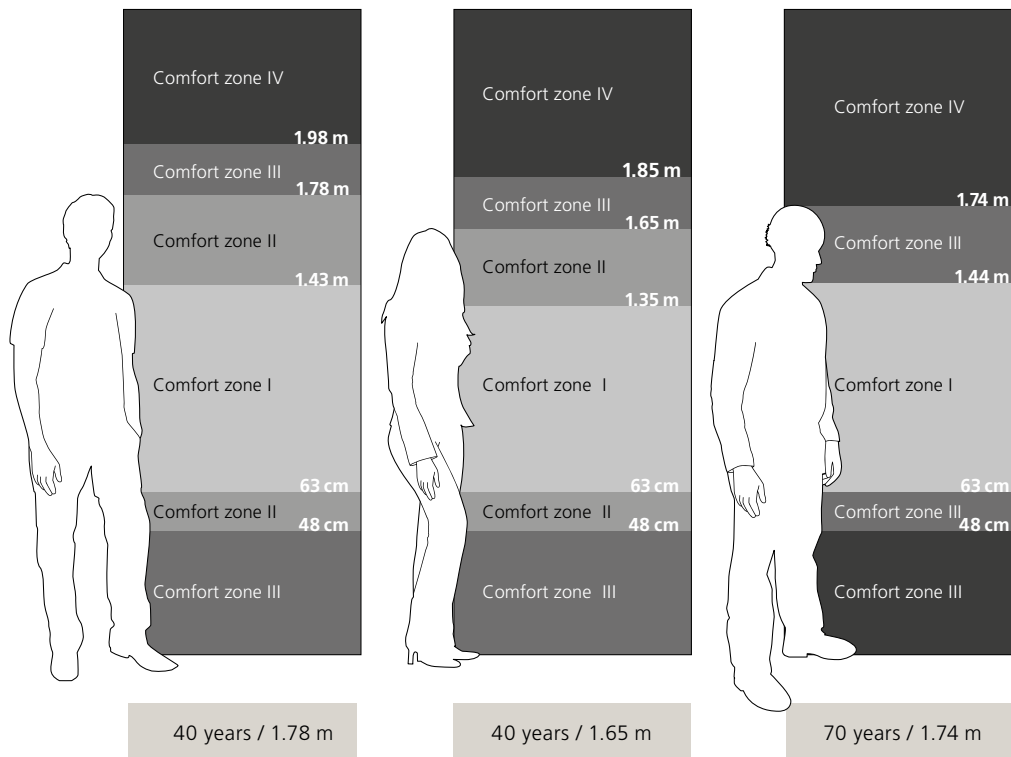
≥ = larger or equal to

THE PLANNING CHECK LIST

After reading our leaflet, please complete the check list and make a sketch of your closet application. Take both with you to the gudcina specialist dealer of your choice. Following a detailed consultation he or she will be able to help you realize your own interior design dream.

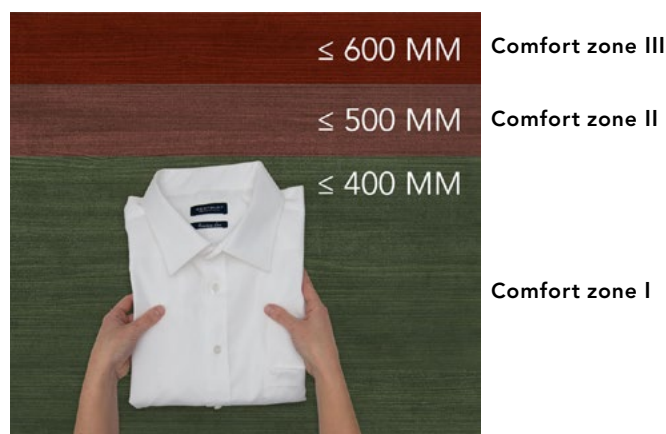
HOW TO PLAN YOUR USEFUL, ERGONOMIC STORAGE!

CLOSET HEIGHT AND DEPTH FOR COMFORT ZONES



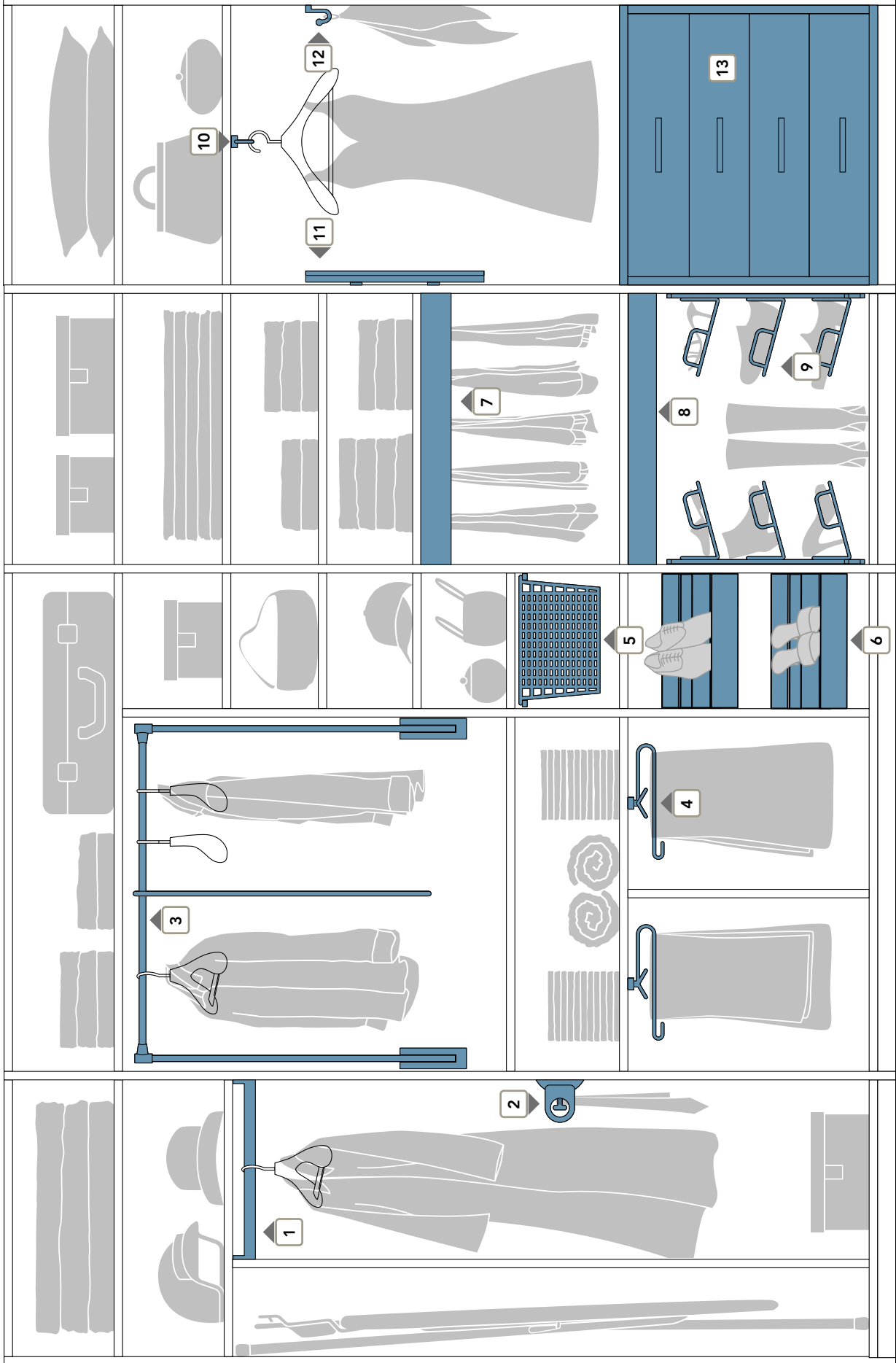
Comfort zones – closet height

The various comfort zones (CF I – IV) are based on how tall the user is. Storage of clothing which is worn often or regularly should be planned in **CF I and CF II**. As we get older the location of comfort zones changes considerably. So it is all the more important that the planned interior system also fits your current circumstances. Accessories such as pull-outs, pull-out shelves, wire baskets or clothes lifts are particularly important in **CF II to CF IV** and can easily be retro-fitted in existing gudcina interior systems.



Comfort zones – closet depth

THE MEASURE OF ALL THINGS FOR YOUR INTERIOR SYSTEM



Sample closet (width approx. 4 m, height approx. 2.40 m)

1 CLOTHING RAIL:

1 meter of clothing rail can hold up to 25 blouses, shirts, dresses and skirts (4 cm per item of clothing).

Ideal shelf heights are:

- 1.70m for long dresses and coats
- 1.20m for summer dresses and summer jackets
- 1.20m for shirts and suits
- allow at least 50cm shelf depth
- use corner clothing rails to make full use of a corner
- incl. plastic pilaster strips that enable clothes hangers to slide noiselessly on the clothing rail

2 PULL-OUT TIE RAIL:

Ideal for up to 32 ties in a small space.

- pull-out and with adjustable mounting depth
- standard mounting depth: 50 cm

3 CLOTHES LIFT:

The pull-down clothes lift is perfect for hanging up items of clothing in higher areas.

- possible shelf widths: 44 cm – 1.19 m
- optimal mounting height: 1 m – 1.80 m
- allow at least 50 cm shelf depth

4 PULL-OUT PANTS HANGER:

Can accommodate 9 pairs of pants.

- allow at least 35 cm shelf width and at least 49 cm shelf depth

5 PULL-OUT WIRE BASKET:

Ideal for storing for e. g. socks, hats, scarves and gloves.

- mounting sizes: width 44.8 cm and dept

6 ANGLED SHELVES:

Clearly arranged storage of shoes.

- installation dimensions:
width at least 20 cm and depth at least 35 cm

7 TROUSER PULL-OUT WITH FRONT FACING:

The width can be individually adjusted. Can accommodate up to 14 pairs of pants.

- front facing available in matching material
- allow between 50 cm – 120 cm shelf width and at least 50 cm shelf depth

8 PULL-OUT SHELF:

Suitable for storing, for e. g. freshly ironed clothes while putting them away.

- allow between 50 cm – 1.2 m shelf width

9 SIDE PULL-OUT SHOE RACK:

Space-saving solution, enables storage of up to 10 pairs of shoes on 3 or 5 levels.

- height-adjustable levels make it also possible to store boots
- allow at least 50 cm shelf depth

10 PULL-OUT CLOTHING RAIL:

For economic storage of clothing in shallower closets.

- allow at least 25 cm shelf depth

11 MIRROR:

Pull-out swivel mirror (available in 2 heights) with minimum space requirements.

- allow at least 48 cm shelf depth

12 HOOK STRIP:

Accommodates up to 5 shawls, silk scarves or belts.

- allow at least 35 cm shelf depth

13 DRAWERS:

We offer many different drawer variations in custom-built sizes to equip your interior system.

- featuring full extension, soft stop, drawer front, additional side panels and different handle options
- available with wood or glass fronts

YOUR PLANNING CHECK LIST

What are the space dimensions?

windows yes no

doors yes no

baseboards yes no

radiators yes no

power points yes no

Is the floor uneven? yes no

What should your interior system be like?

recess corner solution

walk-in side sloped ceiling

rear sloped ceiling

Another insight into the gudcina products can be found in our brochure "Technology" under www.gudcina.com.

Have you already decided on interior system accessories or a surface? If so, which ones?

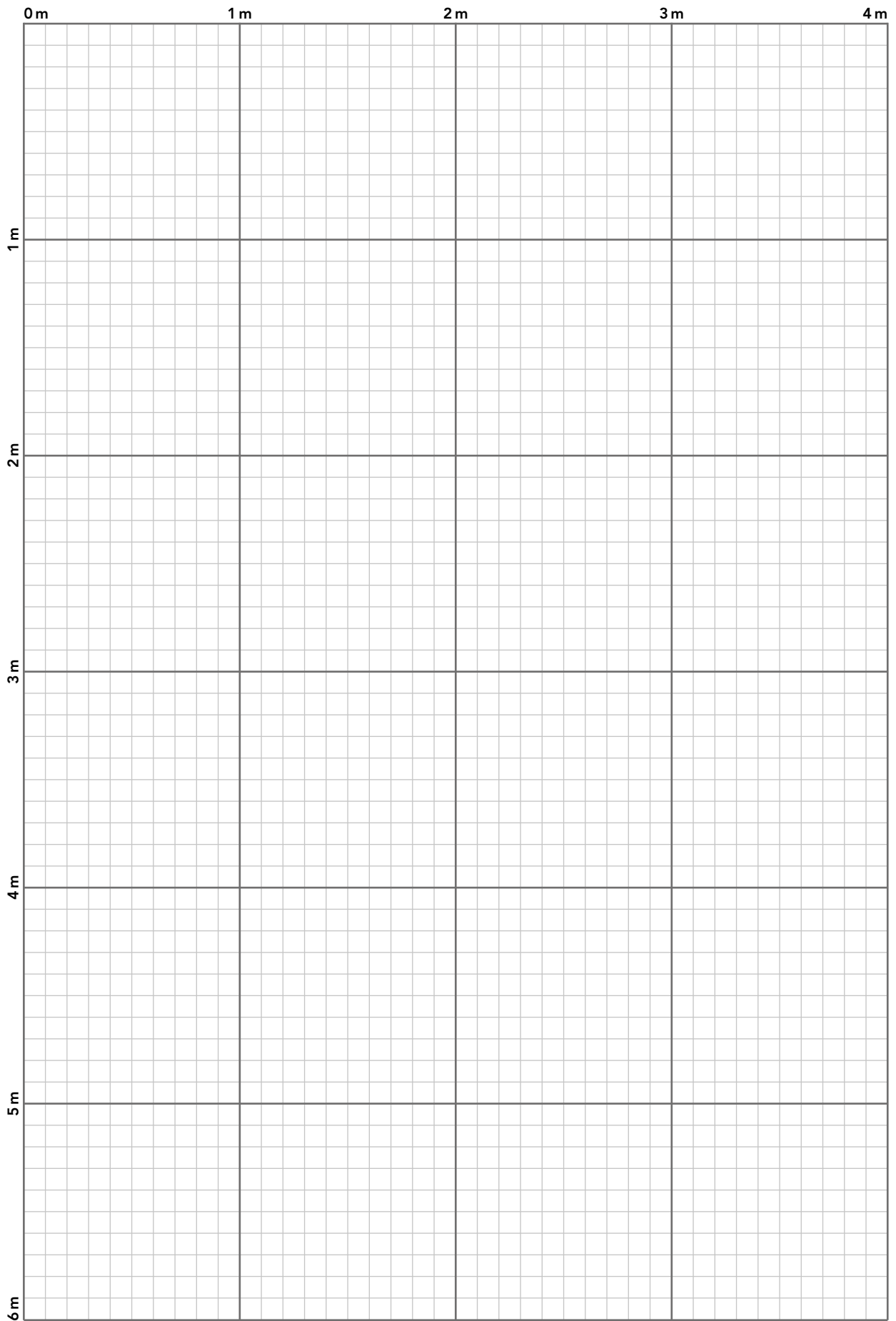
Before meeting with your gudcina specialist detailer to discuss concrete details we recommend that you compile a floor plan sketch (see page 7) of the space and your desired interior system application taking into consideration the following basics:

- include all windows and doors specifying which direction they open in
- include anything which is unusual – for example projecting walls, chimneys, etc.
- where sloping ceilings are concerned give approximate measurements if possible

This check list with the planning sheet overleaf can also be downloaded at www.gudcina.com.

To see all currently available panels and surfaces visit: gudcina.com/gudcina_panels.pdf





scale 1:25 (square = 10 cm)

STEP BY STEP TO YOUR CUSTOMIZED INTERIOR DESIGN SOLUTION

Our brief "What – How – When?" guide explains the four steps to making your idea reality as a customized gudcina interior design solution that will provide you with even more pleasure on a daily basis than it did in your imagination.

1 YOUR IDEA & OUR DEALER

No matter whether you have a vague idea or a specific wish – gudcina offers hands-on assistance to realize it. Our dealer search feature allows you to find a local specialist company that will be happy to get your call and assist you through the following steps. Professionally and personally.

2 SEE & UNDERSTAND

See for yourself. Visit the specialist dealer to view all our interior systems and the wide range of design options first-hand. Following this, the dealer will use 3-D planning software to create an image of your customized storage solution.

3 MEASUREMENTS & MANUFACTURING

After the project has been created on the screen, it will be finalized on site. A specialist will visit you to take the detailed measurements that gudcina will use to custom manufacture your piece of furniture. Ensuring that it fits your space as perfectly as a tailor-made suit.

4 SHIPMENT & INSTALLATION

When manufacturing has been completed and your closet is ready for dispatch, we will carefully pack all the components and ship them to their final destination. Specially trained fitters will install your closet, ensuring that it is absolutely fit for purpose.

raumplus GmbH
Dortmunder Straße 35
28199 Bremen · Germany
Telefon +49 (0) 421 / 579 50 0
Fax +49 (0) 421 / 579 50 11
info@gudcina.com
www.gudcina.com

Dealer

© gudcina 02/2019

gudcina®